

A great way for hotels to make their rooms more enjoyable

EPI@rganiser
Entertainment • Power • Information • Connectivity

EPI@rganiser

Entertainment • Power • Information • Connectivity

A single, simple connection panel for all your guests' devices

A quick peek into the luggage of a modern traveller typically reveals a collection of electronic devices.

You might find a laptop computer, a digital camera, an MP3 player, a portable DVD player, PDA and more. Few hotels are equipped to allow guests to get the most from their gadgets. Typically, outlets are scattered around a room. They are difficult for guests to reach and not aesthetically pleasing.

Now, thanks to Clipsal's innovative EPIC Organiser, you can delight your guests with a room or suite that is completely compatible with all their devices.



Change the features to match the future

When technology changes in the future, you'll be able to easily upgrade the EPIC Organiser to accommodate those changes. That's because the EPIC Organiser features a fully modular design.

Right from the start you will be able to choose the best configuration to suit the room and application needs.



Suite Dreams

Add connectivity to your boardroom

The EPIC Organiser allows for easy connectivity in the boardroom. Video conferencing and audio/visual presentations have never been so easy.

The functionality of EPIC will create a facility that is user friendly and easily maintained by all staff and guests. No special technical expertise is required.

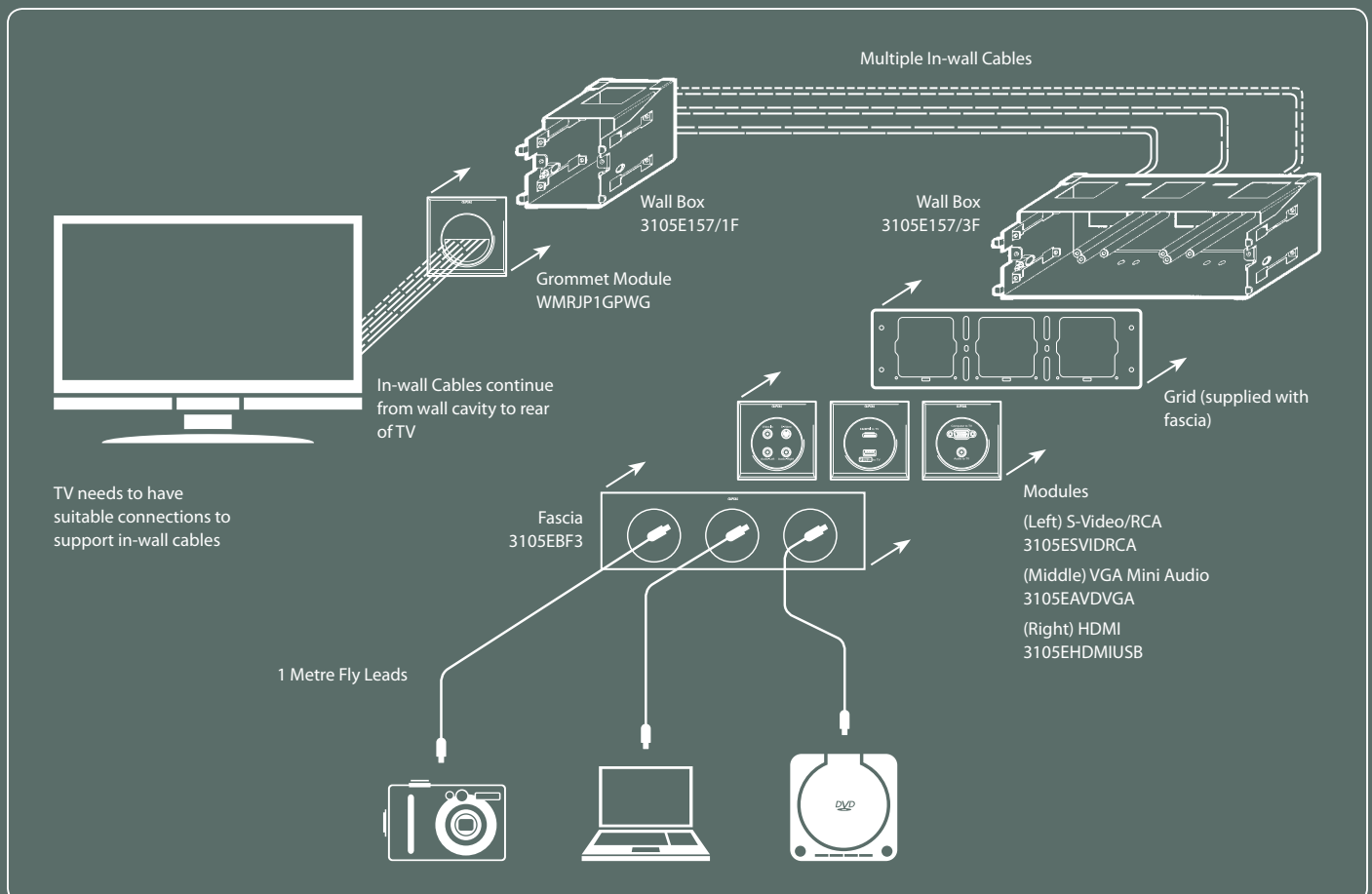
There are a number of quality glass fascias available in the range to ensure for a professional look in your boardroom.


Add a multimedia dimension to your guests' enjoyment

Guests who encounter an EPIC Organiser will boast to their friends and colleagues how your hotel let them:

- View the videos and photographs they shot that day on the in-room television.
- Connect their MP3 and video player to the in-room AV system to enjoy their personal entertainment.
- Link their laptops to the in-room AV system for big-screen computing.
- Work more efficiently and have fun via the in-room interface to their PDA, PSP® and other game machines.

Getting connected





Add a touch of style anywhere in your rooms

With EPIC's installation friendly design, you can have absolute control of where the EPIC Organiser should be placed in order to impress at first sight on entering the room. You can also choose a place that is the most convenient for your guests to use.

The EPIC Organiser even features a changeable faceplate. So if you decide to change your décor, you can change the face plate to match. The unit is tough and easily cleaned – you couldn't ask for more.

Not only do you add an extra element of style to your interior décor, the superb quality finish and a choice of colours and materials also guarantee the EPIC Organiser will look at home in all suites. You'll love its appearance as much as guests will love its functionality.

Face plate options



White Glass



Black Glass



Stainless Steel Finish

Modules available

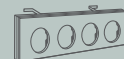
2 Module



3 Module









4 Module







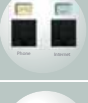


5 Module



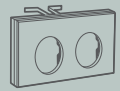
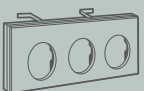
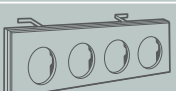
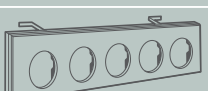
Easy to order (refer to page 4 for concept diagram)

1.  Pick Your Modules
2.  Pick Your Fascia and Grid
3.  Pick Your Wall Grommet
4.  Pick Your Wall Box to suit the Fascia
5.  Pick Your In-Wall Cable
6.  Pick Your Fly Leads and Storage Bag

Pick and mix modules

	Description	Catalogue Number
	Single GPO, Auto Switching, 240V AC, 10AMP <small>This module is not suitable for deskmount version</small>	3105E15S
	S-VIDEO/RCA (Composite Video, Audio-Left and Audio-Right)	3105ESVIDRCA
	HDMI/USB	3105EHDMIUSB
	Single RJ45, Data/Voice, Keystone Jack	3105E1RJ45
	Dual RJ45, Data/Voice, Keystone Jack	3105E2RJ45
	VGA/Mini-Audio Jack (3.5mm)	3105EAUDVGA
	Blank	3105EBLANK

Fascias with grid

	Description	Catalogue Number
	2 Module Fascia and Grid	3105EBF2
	3 Module Fascia and Grid	3105EBF3
	4 Module Fascia and Grid	3105EBF4
	5 Module Fascia and Grid	3105EBF5

Colour options available for all fascias:

White glass (WE)

Black glass (BK)

Stainless Steel finish (SS)

Easy to install, “plug and play” simplicity for guests



It's easy for guests to plug into the user friendly EPIC Organiser because the connection points are carefully designed with adequate space between them.

You can be sure this product is right for your property because it has been developed specifically for use in the hospitality sector.

Some AV products can even be detected by the EPIC Organiser – compatible TV's can sense the connection and automatically adapt to the connected devices. That's true “plug and play” capability. Please contact your local Clipsal Sales Office for information regarding compatible TV's.

Sound good? Find out how your guests react by installing one in a room. Contact us today and we'll get you started.

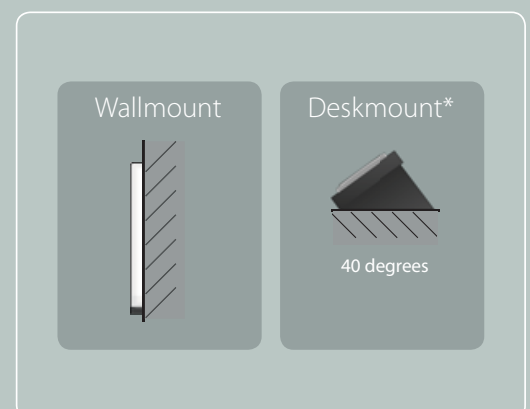
Accessories

	Description	Catalogue Number
Grommet Module with Cover 	Grommet module with white glass cover Grommet module with Stainless Steel finish cover A wall grommet is used where the cabling exits the wall and connects to the rear of the television.	WMRJP1GPWG WMRJP1GPM-OS
Connectivity 	Storage Bag For 1 Metre Fly Leads Fly Lead 1 Metre Mini Audio Fly Lead 1 Metre RCA Fly Lead 1 Metre SVIDEO Fly Lead 1 Metre VGA Fly Lead 1 Metre USB Fly Lead 1 Metre HDMI	RJPBAGBLANK RJPACBLBK RJPRCACBLBK RJPSVCBLBK RJPDB15CBLBK RJPUSBCBLBK RJPDMICBLBK
Pre-Terminated In-Wall Cables 	In Wall Cable 4 Metre, VGA In Wall Cable 4 Metre, Mini-Audio In Wall Cable 4 Metre, RCA In Wall Cable 4 Metre, S-VIDEO In Wall Cable 4 Metre, USB In Wall Cable 4 Metre, HDMI Other cable lengths available upon special requests, minimum order quantities apply.	EPICVGA04/SP EPICLMA04/SP EPICRCA04/SP EPICLSV04/SP EPICUSB04/SP EPICHDMI04/SP

Wall Boxes to suit Modules (Fire Rated)

1 MODULE	3105E157/1F	 (Used for Grommet module)
2 MODULE	3105E157/2F	
3 MODULE	3105E157/3F	
4 MODULE	3105E157/4F	
5 MODULE	3105E157/5F	

Mounting Options



* Deskmount versions available on special request.

Clipsal Australia Pty Ltd

A member of Schneider Electric

Head Office

33-37 Port Wakefield Road, Gepps Cross
South Australia 5094

 printed on recycled paper

clipsal.com

Website clipsal.com
Contact us clipsal.com/feedback

National Customer Care Enquiries:
1300 2025 25

Clipsal Australia Pty Ltd reserves the right to change specifications, modify designs and discontinue items without incurring obligation and whilst every effort is made to ensure that descriptions, specifications and other information in this catalogue are correct, no warranty is given in respect thereof and the company shall not be liable for any error therein.

© Clipsal Australia Pty Ltd.